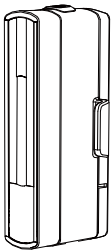


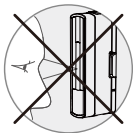
EN

*MAGICSHINE*®



**SEEMEE 50**  
USER MANUAL

**⚠ WARNING**



**IN THE BOX**



SEEMEE 50



Silicone O ring



Type-C  
charging cable

## **OPERATION INSTRUCTIONS**

### **ON/OFF:**

Press and hold the button to turn the light on/off, the default output is the last mode when turned off.

### **CHANGE MODE:**

When the light is on, click the button to cycle through LOW-HIGH-BREATHING-SMART mode.

### **GROUP RIDE MODE:**

When the light is on, double click the button to enter GROUP RIDE mode (indicator flashes blue) and click again to return to the previous mode.

### **MEMORY FUNCTION:**

When the light is turned on again, it will turn to the last selected lighting mode automatically.

### **LOW POWER MODE:**

When the remaining battery power is low, it will automatically turn to the GROUP RIDE mode.

Charge the light as soon as possible.

## OUTPUT / RUNTIME

<b>LOW</b>	6LM	6.5h
------------	-----	------

---

<b>HIGH</b>	15LM	3h
-------------	------	----

---

<b>BREATHING</b>	0-15LM	10h
------------------	--------	-----

---

<b>SMART-NIGHT</b>	6-15LM	15.5h
--------------------	--------	-------

---

<b>SMART-DAY</b>	0-50LM	21h
------------------	--------	-----

---

<b>GROUP RIDE</b>	0-3-0-3-10LM	30.5h
-------------------	--------------	-------

---

\*All data are measured in accordance with ANSI/NEMA FL 1-2009. The test was conducted at a temperature of 25°C and a wind speed of 25 km/h. The runtime may vary depending on external temperature and ventilation conditions, and these deviations may affect the result of testing.

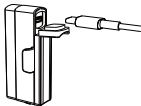
## CHARGING / BATTERY INDICATOR

When the light is off, click the button to display the remaining battery level for 3 seconds.

**Charging:** Flash red

**Fully charged:** Constant green

Standard charging time  
approx. 2 hrs (5V 1A)



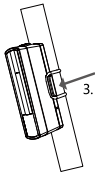
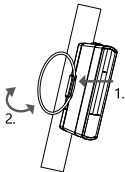
## BATTERY INDICATOR

21%-100%: Constant green

11%-20%: Constant red

1%-10%: Flash red

## HOW TO INSTALL



## **EN WARRANTY**

---

The Magicshine lighting system is warranted for 24 months from the date of purchase.

If you register the lighting system on the Magicshine website you will receive a bonus 6 month warranty.

Battery packs and AC adapters have a 6 month warranty, however, there is no bonus warranty available.

The warranty is limited to defects in material and workmanship on the lighting system itself, the battery pack and the AC adapter.

The warranty is only valid if the affected parts have not been tampered with and there is no intentional damage. Please keep your proof of purchase in a safe place. Proof of purchase must be presented in the event of any claim. Please contact the specialist retailer from whom you purchased the device for complaint or warranty claim.

Alternatively, you can send your complaint or claim directly to Magicshine at

Tel: (+86) 755-295 536 69

Fax: (+86)755-275 897 77

E-mail: [support@magicshine.com](mailto:support@magicshine.com) (order from Magicshine.com online store)  
[service@magicshine.com](mailto:service@magicshine.com) (order from other sales channels)

In the event of a justified warranty claim and delivery of a replacement device, you will only be entitled to a model available when replacing. The manufacturer retains the right to make technical modifications.

## Customer Information

Name: \_\_\_\_\_ Tel: \_\_\_\_\_

E-Mail: \_\_\_\_\_

Address: \_\_\_\_\_ Zip: \_\_\_\_\_

## Product Information

Company Name / Website of the Seller: \_\_\_\_\_

Product Name: \_\_\_\_\_ Model No.: \_\_\_\_\_

Date of Purchase: \_\_\_\_\_ Contact: \_\_\_\_\_

Tel: \_\_\_\_\_ E-mail: \_\_\_\_\_

Address: \_\_\_\_\_ Zip: \_\_\_\_\_

Product Serial Number

**Note: Register on Website to Gain 6 Months Extra Warranty Rights.**

- Proof of purchase is required when obtaining warranty service.
- DO NOT return suspected defective parts directly to MAGICSHINE or the seller.
- Defective parts must only be sent to the seller you purchased your product from. Please contact them beforehand to confirm acceptance.